

1208

CONDUCTOR

CONTAINS

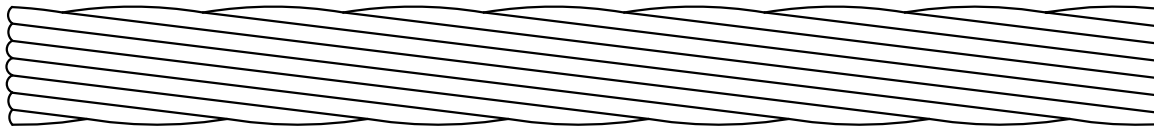
- 1208-01 1C AL-ACSR/AAC/AWG/MCM & 1C AL-ACSR/AAC-15KV CC
- 1208-02 1C COPPER
- 1208-03 1C CU BARE TINNED
- 1208-04 2C/7C COPPER
- 1208-05 1C INSULATED 5KV/15KV
- 1208-06 3C INSULATED 15KV
- 1208-07 1PH DUPLEX/TRIPLEX OH/UG/SL
- 1208-08 3PH QUADRAPLEX OH/UG
- 1208-10 CABLE CAPS AL/CU URD 15KV
- 1208-20A WIRE COMBINATIONS - OVERHEAD PRIMARY (BARE)
- 1208-20B WIRE COMBINATIONS - OVERHEAD PRIMARY (COVERED)



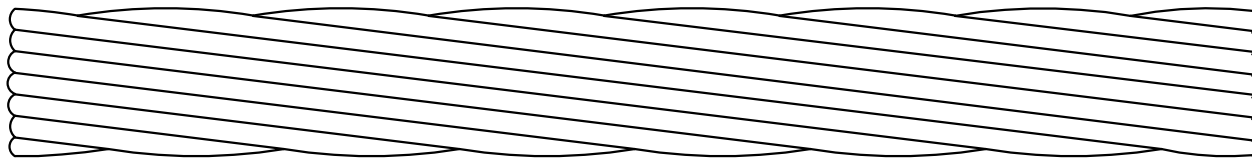
1208-01-05 1/0 ACSR



1208-01-11 4/0 AAC



1208-01-15 336 ACSR



1208-01-25 795 MCM



1208-01-02 #4 ACSR BN INSULATED
 1208-01-10 4/0 AL 1C INSULATED
 1208-01-17 350 AL 1C INSULATED



1208-01-30 1/0 ACSR CC


- INNER LAYER-SEMI-CONDUCTING SHIELD
- MIDDLE LAYER-CROSS-LINKED POLYETHYLENE(XLPE)
- OUTER LAYER-TRACK RESISTANT HIGH DENSITY CROSS-LINKED POLYETHYLENE(TR-HDXLPE)



1208-01-40 795 AAC CC

- INNER LAYER-SEMI-CONDUCTING SHIELD
- MIDDLE LAYER-CROSS-LINKED POLYETHYLENE(XLPE)
- OUTER LAYER-TRACK RESISTANT HIGH DENSITY CROSS-LINKED POLYETHYLENE(TR-HDXLPE)

CU-REF	CU-ID	CU-DESCRIPTION
12080102	WIR4ACSRBN	WIRE # 4 ACSR BN
12080105	WIR1/0ACSR	WIRE 1/0 ACSR
12080110	WIR4/0AL1CINS	WIRE 4/0 AL 1C INSULATED
12080111	WIR4/0AAC	WIRE 4/0 AAC
12080115	WIR336ACSR	WIRE 336 ACSR
12080117	WIR350AL1CINS	WIRE 350 AL 1C INSULATED
12080125	WIR795MCM	WIRE 795 MCM
12080130	WIR1/0ACSR3LYR-CC	WIRE ACSR 1/0 KCMIL CPT THREE LAYER TREE WIRE 15KV - CC
12080140	WIR795AAC3LYR-CC	WIRE AAC 795 KCMIL CPT THREE LAYER TREE WIRE 15KV - CC



1208-02-01 #6 CU SOLID SD
 1208-02-02 #6 CU SOLID MHD
 1208-02-06 #4 CU SOLID M2HD
 1208-02-11 #2 CU SOLID MHD



1208-02-04 #6A COPPERWELD

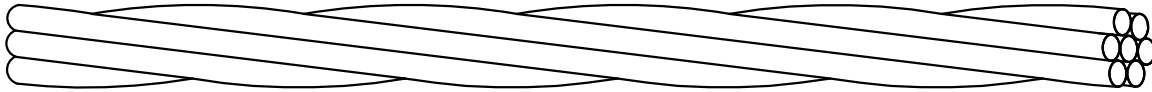


1208-02-16 1/0 CU BARE STRANDED MHD

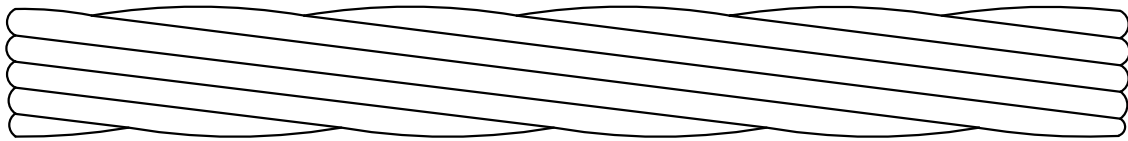


1208-02-03 #6 CU XLP
 1208-02-12 #2 CU XLP
 1208-02-14 #2 CU STRANDED WP
 1208-02-17 1/0 CU XLP
 1208-02-22 3/0 CU XLP
 1208-02-26 4/0 CU STRANDED WP
 1208-02-30 250 CU MCM 1C
 1208-02-40 500 CU MCM 1C

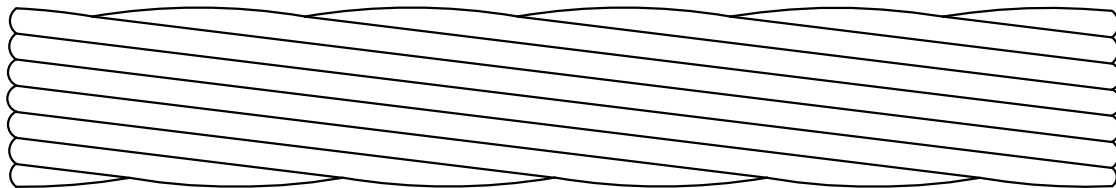
CU-REF	CU-ID	CU-DESCRIPTION
12080201	WIR6CUSLSDSD	WIRE # 6 CU SOLID SD
12080202	WIR6CUSLDMHD	WIRE # 6 CU SOLID MHD
12080203	WIR6CUXLP	WIRE # 6 CU XLP
12080204	WIR6ACW	WIRE # 6A COPPERWELD
12080206	WIR4CUSLDMHD	WIRE # 4 CU SOLID MHD
12080211	WIR2CUSLDMHD	WIRE # 2 CU SOLID MHD
12080212	WIR2CUXLP	WIRE # 2 CU XLP
12080213	WIR2ACW	WIRE # 2A COPPERWELD
12080214	WIR2CUSTRWP	WIRE # 2 CU STRANDED WP
12080216	WIR1/0CUBSTRMHD	WIRE 1/0 CU BARE STRANDED MHD
12080217	WIR1/0CUXLP	WIRE 1/0 CU XLP
12080220	WIR2/0CUSTRWP	WIRE 2/0 CU STRANDED WP
12080222	WIR3/0CUXLP	WIRE 3/0 CU XLP
12080225	WIR4/0CUBSTRMHD	WIRE 4/0 CU BARE STRANDED MHD
12080226	WIR4/0CUSTRWP	WIRE 4/0 CU STRANDED WP
12080230	WIR250CUMCM1C	WIRE 250 CU MCM 1C
12080240	WIR500CUMCM1C	WIRE 500 CU MCM 1C



1208-03-01 #6 CU BARE TINNED
 1208-03-02 #4 CU BARE TINNED
 1208-03-03 #2 CU BARE TINNED



1208-03-05 2/0 CU BARE TINNED

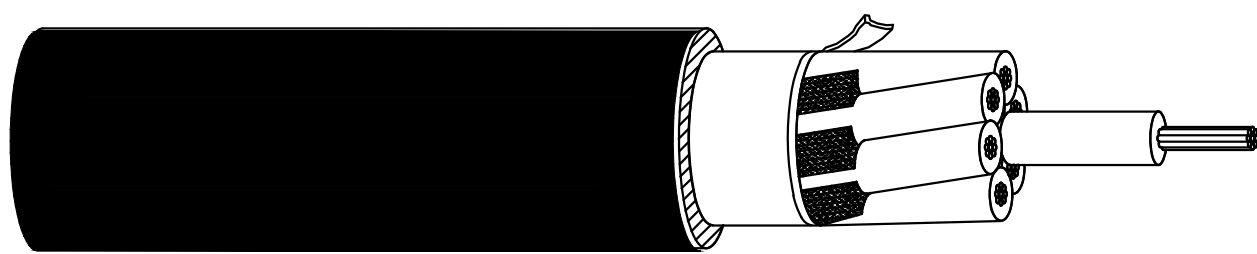


1208-03-10 500 CU BARE TINNED

CU-REF	CU-ID	CU-DESCRIPTION
12080301	WIR6CUBT	WIRE # 6 CU BARE TINNED
12080302	WIR4CUBT	WIRE # 4 CU BARE TINNED
12080303	WIR2CUBT	WIRE # 2 CU BARE TINNED
12080305	WIR2/0CUBT	WIRE 2/0 CU BARE TINNED
12080310	WIR500CUBT	WIRE 500 CU BARE TINNED

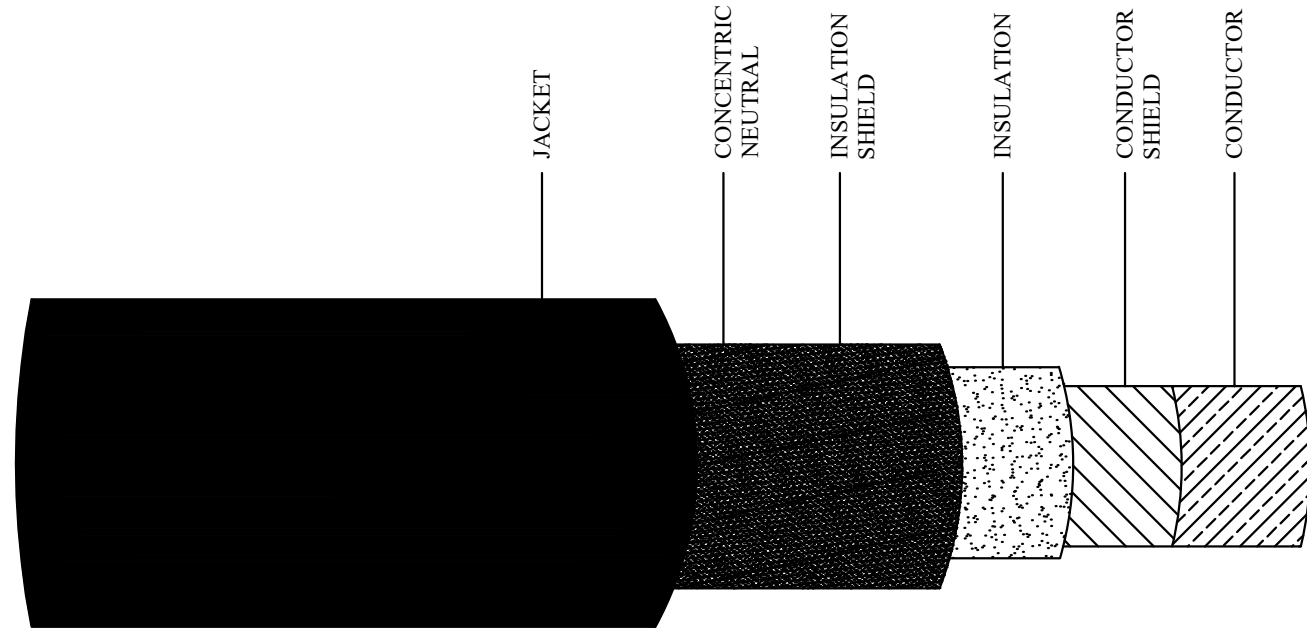


1208-04-02 #12 CU 2C W/GRD



1208-04-50 #12 CU STRANDED 7C

CU-REF	CU-ID	CU-DESCRIPTION
12080402	WIR12CU2CWGRD	WIRE # 12 CU 2C W/GRD
12080450	WIR12CUSTR7C	WIRE # 12 CU STRANDED 7C

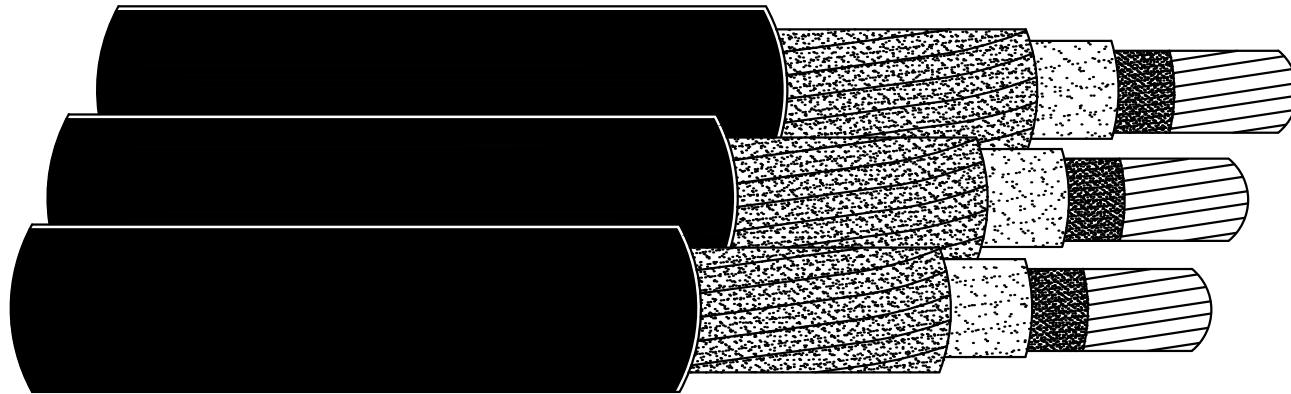


1208-05-06 1/0 AL 1C 15KV JCN
 1208-05-20 500 CU 1C 15KV JCN
 1208-05-30 1000 CU 1C 15KV JCN

NOTES:

1. 1/0 AWG SINGLE CONDUCTOR ALUMINUM CABLE WITH FULL CONCENTRIC NEUTRAL IS TO BE USED ON ALL SINGLE PHASE URD APPLICATIONS.
2. MINIMUM SIZE CONDUIT FOR 1/0 AWG ALUMINUM CABLE IS 2".
3. IN ORDER TO AVOID DAMAGE TO CABLE INSULATION, NEVER BEND PRIMARY CABLES IN A RADIUS LESS THAN 12 TIMES THE DIAMETER OF THE CABLE.
4. IN THE CASE OF 1/0 ALUMINUM CABLE, THE MINIMUM RADIUS IS 15".
5. IN GENERAL, A BENDING RADIUS OF TWICE THE ALUMINUM, OR 30", SHOULD BE MAINTAINED.
6. IT IS IMPORTANT TO KEEP CABLE FREE OF MOISTURE DURING STORAGE AND INSTALLATION.
7. IF CABLE IS NOT BEING TERMINATED IMMEDIATELY, ALWAYS SEAL CABLE ENDS BY INSTALLING CABLE CAPS TO PREVENT MOISTURE ENTRY AS SHOWN ON PAGE 1208-10.
8. THE MAXIMUM PULLING TENSION FOR 1/0 AWG ALUMINUM CABLE IS 846 LBS.
9. THE MAXIMUM PULLING TENSION FOR 500 CU IS 4,000 LBS and 1000 CU IS 8,000 LBS.
10. CARE SHOULD BE TAKEN NOT TO EXCEED THIS MAXIMUM PULLING TENSION DURING INSTALLATION.

CU-REF	CU-ID	CU-DESCRIPTION
12080502	WIR4CUINS5KV	WIRE # 4 CU INSULATED 5KV
12080506	WIR1/0AL1C15KVJCN	WIRE 1/0 AL 1C 15KV JCN
12080520	WIR500CU1C15KVJCN	WIRE 500 CU 1C 15KV JCN
12080530	WIR1000CU1C15KVJCN	WIRE 1000 CU 1C 15KV JCN
12080531	WIR1000CU1C15KVJCN CUT TO LENGTH	WIRE 1000 CU 1C 15KV JCN CUT TO LENGTH




NOTES:


1. IT IS IMPORTANT TO KEEP CABLE FREE OF MOISTURE DURING STORAGE & INSTALLATION.
2. IF CABLE IS NOT BEING TERMINATED IMMEDIATELY, ALWAYS SEAL CABLE ENDS BY INSTALLING CABLE CAPS TO PREVENT MOISTURE ENTRY AS SHOWN ON PAGE 1208-10.
3. SINCE CABLE GRIPS ARE NORMALLY USED TO PULL THESE 3-CONDUCTOR CABLES, THE MAXIMUM TENSION SHOULD NOT EXCEED 1000 LBS.
4. CARE SHOULD BE TAKEN NOT TO EXCEED THE MAXIMUM PULLING TENSION DURING INSTALLATION.

1208-06-02 1/0 AL 3C 15KV JCN 1/3 N
 1208-06-05 1/0 AL 3C 15KV JCN
 1208-06-08 250 CU 3C 15KV JCN
 1208-06-10 500 CU 3C 15KV JCN

CU-REF	CU-ID	CU-DESCRIPTION
12080602	WIR1/0AL3C15KVJCN1/3N	WIRE 1/0 AL 3C 15KV JCN 1/3N
12080605	WIR1/0AL3C15KVJCN	WIRE 1/0 AL 3C 15KV JCN
12080608	WIR250CU3C15KVJCN	WIRE 250 CU 3C 15KV JCN
12080610	WIR500CU3C15KVJCN	WIRE 500 CU 3C 15KV JCN



1208-07-02 #4 ACSR OH DUPLEX




1208-07-04 #4 ACSR OH TRIPLEX
 1208-07-06 1/0 ACSR OH TRIPLEX
 1208-07-09 4/0 ACSR OH TRIPLEX




1208-07-21 1/0 AL UG TRIPLEX
 1208-07-23 3/0 AL UG TRIPLEX
 1208-07-24 4/0 AL UG TRIPLEX
 1208-07-27 250 CU UG TRIPLEX
 1208-07-28 250 CU UG TRIPLEX FN
 1208-07-31 350 AL UG TRIPLEX

CU-REF	CU-ID	CU-DESCRIPTION
12080702	WIR4ACSRDHDPX	WIRE # 4 ACSR OH DUPLEX
12080704	WIR4ACSRHOTPX	WIRE # 4 ACSR OH TRIPLEX
12080706	WIR1/0ACSRHOTPX	WIRE 1/0 ACSR OH TRIPLEX
12080709	WIR4/0ACSRHOTPX	WIRE 4/0 ACSR OH TRIPLEX
12080721	WIR1/0ALUGTPX	WIRE 1/0 AL UG TRIPLEX
12080723	WIR3/0ALUGTPX	WIRE 3/0 AL UG TRIPLEX
12080724	WIR4/0ALUGTPX	WIRE 4/0 AL UG TRIPLEX 300FT ROLL
12080727	WIR250CUUGTPXFN	WIRE 250 CU UG TRIPLEX FN
12080728	WIR350ALUGTPX	WIRE 350 AL UG TRIPLEX
12080731	WIR500CUUGTPXFN	WIRE 500 CU UG TRIPLEX FN



1208-08-01 #4 ACSR OH QUADRAPLEX
 1208-08-03 1/0 ACSR OH QUADRAPLEX
 1208-08-06 4/0 ACSR OH QUADRAPLEX
 1208-08-08 4/0 AAC OH QUADRAPLEX



1208-08-25 1/0 CU UG QUADRAPLEX
 1208-08-30 250 CU UG QUADRAPLEX
 1208-08-35 350 AL UG QUADRAPLEX
 1208-08-40 500 CU UG QUADRAPLEX

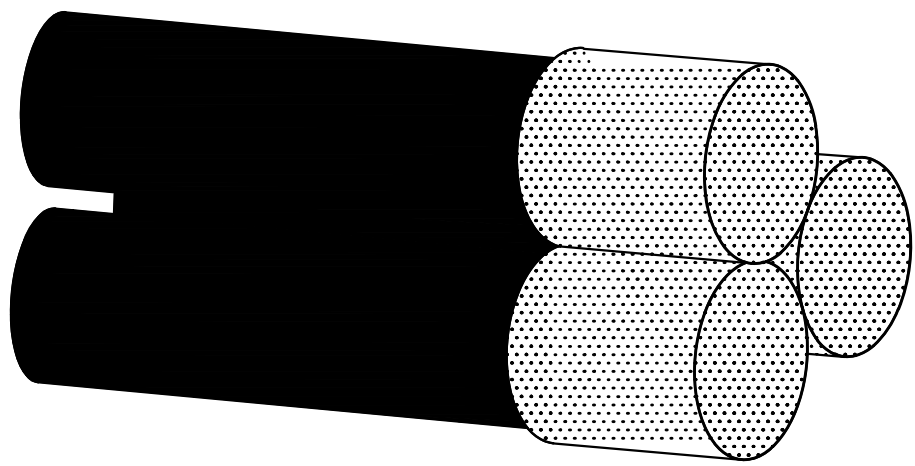
NOTES:

1. SELECT SECONDARY & SERVICE CABLES BASED ON THE ANTICIPATED LOAD WITH CONSIDERATION TO FUTURE LOAD GROWTH.
2. ALSO CONSIDER VOLTAGE DROP AT THE SERVICE POINT & ANY FLICKER IN SELECTING SECONDARY & SERVICE CABLES.
3. REFER TO THE DISTRIBUTION DESIGN STANDARDS FOR THE SELECTION CRITERIA.

CU-REF	CU-ID	CU-DESCRIPTION
12080801	WIR4ACSRQHQPX	WIRE # 4 ACSR OH QUADRAPLEX
12080803	WIR1/0ACSRQHQPX	WIRE 1/0 ACSR OH QUADRAPLEX
12080806	WIR4/0ACSRQHQPX	WIRE 4/0 ACSR OH QUADRAPLEX
12080808	WIR4/0ALUGQPX	CABLE 4/0 AAC QUAD UG "WAKE FOREST"
12080825	WIR1/0CUUGQPX	WIRE 1/0 CU UG QUADRAPLEX
12080830	WIR250CUUGQPX	WIRE 250 CU UG QUADRAPLEX
12080835	WIR350ALUGQPX	WIRE 350 AL UG QUADRAPLEX
12080840	WIR500CUUGQPX	WIRE 500 CU UG QUADRAPLEX

END CAPS NOTE:
 WHENEVER THE CABLE WILL NOT BE TERMINATED
 IMMEDIATELY, INSTALL CABLE CAPS ON ALL PRIMARY CABLE
 ENDS RIGHT AFTER CUTTING WHICH KEEPS MOISTURE OUT OF
 CONDUCTOR STRANDS OR CABLE INSULATION.

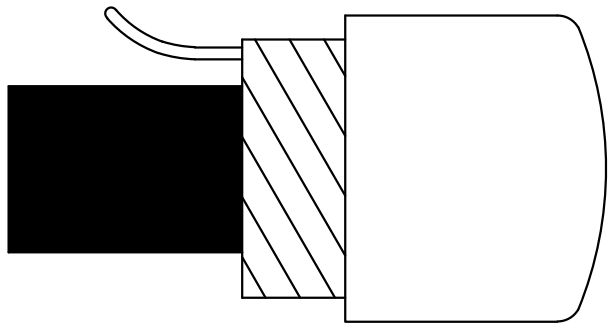
HEAT SHRINK END CAPS



1208-10-01 CAPSCBL #2 500-15KV
 1208-10-04 CAPSCBLCU 1000-15KV

HEAT SHRINK END CAPS NOTE:
 WIPE JACKET CLEAN AT CABLE END WITH A CLEAN CLOTH.
 INSTALL CABLE CAP OVER JACKET. USE A PIECE OF CONCENTRIC
 NEUTRAL WIRE TO BLEED ANY EXCESS AIR FROM THE CAP. APPLY
 SILLICON GREASE IF NEEDED. APPLY A HALF-LAPPED LAYER OF
 VINYL TAPE OVER THE CAP AND CABLE END.

COLD SHRINK END CAPS



1208-10-11 CAPSCLDSHNK1/0-15KV
 1208-10-14 CAPSCLDSHNK250-1000-15KV

CU-REF	CU-ID	CU-DESCRIPTION
12081001	CAPSCBLWP2-500-15KV	CAPS CABLE WEATHERPROOF # 2- 500 15KV
12081004	CAPSCBLCU1000-15KV	CAPS CABLE CU 1000 URD 15KV
12081011	CAPSCLDSHNK1/0-15KV	CAP COLD SHRINK FOR 1/0 15KV
12081014	CAPSCLDSHNK250-1000-15KV	CAP COLD SHRINK 250 TO 1000 15KV




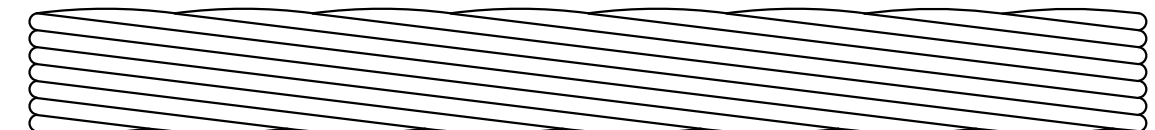

1208-20-01 1 PH 1/0 ACSR WITH 1/0 ACSR NEUT



1208-20-02 3 PH 1/0 ACSR WITH 1/0 NEUT



1208-20-03 3 PH 4/0 AAC WITH 4/0 AAC NEUT



1208-20-04 3 PH 795 MCM WITH 4/0 AAC NEUT

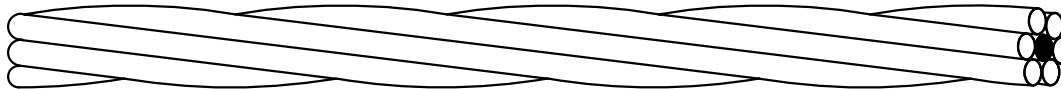
MU-REF	MU-ID	MU-DESCRIPTION
12082001	ARMMAST10ASSY 1PH1/0ACSR1/0ACSRN	1 PH 1/0 ACSR WITH 1/0 ACSR NEUT
12082002	3PH1/0ACSR1/0ACSRN	WIRE 1/0 AL 3C 15KV JCN
12082003	3PH4/0AAC4/0AACN	WIRE 250 CU 3C 15KV JCN
12082004	3PH795MCM4/0AACN	WIRE 500 CU 3C 15KV JCN



1208-2010 1PH COVERED 1/0 ACSR W/ 1/0 ACSR NEUTRAL



1208-2011 3PH COVERED 1/0 ACSR W/ 1/0 ACSR NEUTRAL



1208-2020 3PH COVERED 795 ACSR W/ 4/0 ACSR NEUTRAL

MU-REF	MU-ID	MU-DESCRIPTION
12082010	1PH1/0ACSR1/0ACSRN-CC	1PH COVERED 1/0 ACSR WITH 1/0 ACSR NEUT - CC
12082011	3PH1/0ACSR1/0ACSRN-CC	3PH COVERED 1/0 ACSR WITH 1/0 ACSR NEUT - CC
12082020	3PH795MCM4/0AACN-CC	3PH COVERED 795 ACC WITH 4/0 AAC NEUT - CC